

OSQ

CLARK OSQ Quick Pick

FEATURES & BENEFITS

• OPERATOR COMPARTMENT

Ergonomic fingertip control for travel, lift, and lower functions provide the operator with logical intuitive drive characteristics while traveling at elevation or lowered. Roomy operator compartment is designed for productivity. Large storage compartment allows storage of clip boards, pens, and miscellaneous fulfillment tools. Retractable compartment side-rails with audible alarm when raised.

• DRIVE UNIT

AC drive motor provides high torque throughout the entire drive range. The brushless design of AC technology drastically reduces maintenance and extends battery range. Lift and lower controls are single speed.

• MAST

Heavy duty I-beam design provides excellent stability at height. Steel mast channels and side mounted lift cylinders increases platform capacity.

• ELECTRICAL

24-volt AC system manages the vehicles' electronic power steering, acceleration, braking and automatic speed reduction both at height and during tight cornering.

Zapi LCD dashboard display includes fault code diagnostics, hour meter, battery state of charge, travel speed and drive wheel directional indicator. The OSQ comes with an emergency power disconnect, key switch and horn as standard equipment.

• CHASSIS

Three point chassis design, along with 180° drive motor steering arc, provides exceptional maneuverability. Powerhead mounted stability casters add additional truck stability and operator confidence at working heights of up to twenty feet.



• REGENERATIVE BRAKE

Regenerative braking is applied when the operator removes their hand from travel control or when travel speeds are reduced. Electromagnetic parking brake is applied after the truck is stopped.

• STANDARD FEATURES

- Electronic power steering
- Hide away rear work tray
- Front and rear flashing light
- Battery compartment rollers

• OPTIONAL EQUIPMENT

- Tether and harness
- High speed travel
- Tow hitch (2,500 lb tow capacity)
- 224AH AGM battery pack w/ 120v charger
- Industrial battery with external charger
- 12 volt power outlet adapter
- Forward facing blue light



SPECIFICATIONS

CAPACITY

Elevation	Operator Compartment	Front Work Platform	Rear "Hide-Away" Tray
126"	300 lbs	500 lbs	200 lbs
162"	300 lbs	150 lbs	200 lbs
192"	250 lbs	150 lbs	200 lbs

BATTERY COMPARTMENTS

OSQ126 & OSQ162: 29.1" x 7.9" x open
OSQ192: 29.1" x 11" x open

SPEED

24-volt ZAPI AC-0 travel controller with 4 operator selectable travel settings and turtle speed mode. Standard travel speeds are variable from 0 to 3.4 mph with a high speed option available for ground level travel of up to 5 mph. Lift speed up to 42 fpm.

WEIGHT

2,268 lbs to 3,160 lbs chassis only

TIRES / WHEELS

DRIVE

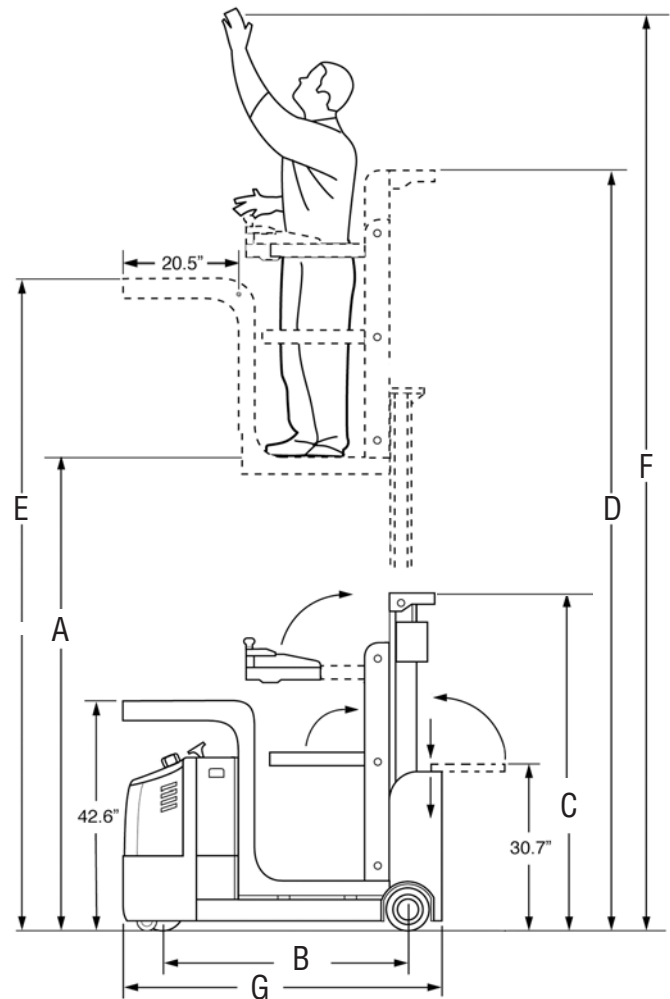
9" x 3" polyurethane

LOAD

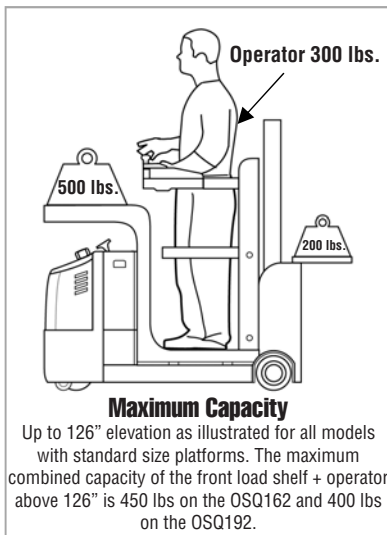
8" x 3" rubber

STABILITY

3" x 2" polyurethane

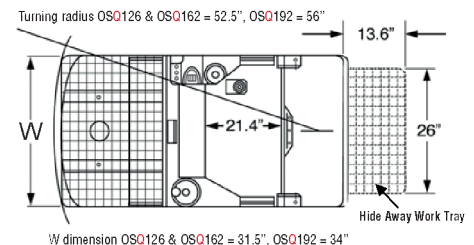
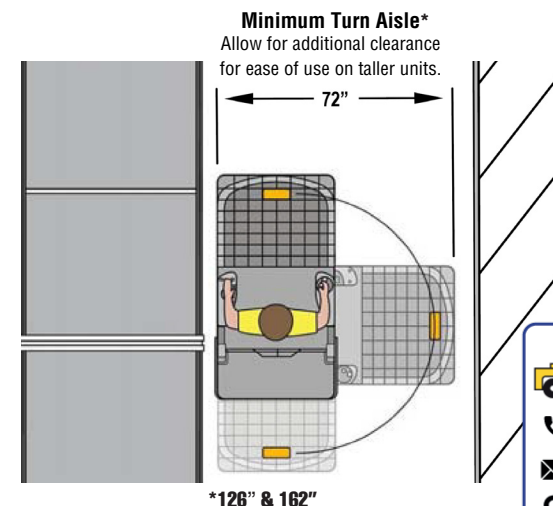


B dimension OSQ126 & OSQ162 = 45.2", OSQ192 = 49"
G dimension OSQ126 & OSQ162 = 59", OSQ192 = 63.25"



Model #	Mast	Lift Height	Col Height	Extended Height	Load Tray Height	Working Height	Weight Chassis Only
		A	C	D	E	F	
OSQ126	Triple Stage	126	64.9	180.9	159.0	203	2268
OSQ162	Triple Stage	162	83.9	237.9	195.0	239	2610
OSQ192	Triple Stage	192	85.3	266.3	225.0	269	3160

For indoor operation and level surfaces only



CLARK Material Handling Company
North American Headquarters
700 Enterprise Drive • Lexington, KY 40510
866-252-5275 • www.clarkmhc.com

Montacargas del Valle de México

55 5583 0055
Lada sin costo 800-00-MONTA
ventas@montacargas.com.mx
Massenet No 206, Col. Peralvillo, CDMX, CP: 06220
www.montacargas.com.mx